



2023...A YEAR IN REVIEW

Each year, Alexandra House provides . . .

A Safe Haven. 423 victims/survivors and their children received 6,947 nights of safety; with an average shelter stay of 19 days. 26 households were served in hotels due to reduced capacity for COVID-19 safety precautions.

A Lifeline. 3,500+ calls were answered on our 24-hour emergency helpline and online chat.

A Voice. 544 clients were supported by our civil and criminal justice advocacy services including: filing of protection orders, support during civil and criminal court proceedings and legal representation. 583 referrals from local law enforcement as a result of the Lethality Assessment Program were received, of those 505 victims were screened as high-risk and were connected to an advocate from the scene of the incident.

A First Responder. 194 referrals were received from local hospitals and clinics; 187 victims of sexual and domestic violence received crisis intervention, safety planning, and support at local hospitals and clinics.

A Community. 115 victims/survivors and their children began their healing process at weekly support groups; 757 support group sessions were provided; and 66 participants were referred to our partner, Conscious Healing, to receive ongoing therapy.

An Advocate. 73 families received personal ongoing support services and housing and financial assistance through our Rapid Rehousing & Parent Support Outreach Program; 13 households benefited from ongoing housing subsidies critical to achieving violence-free lives.

A Role Model. 5,039+ students learned about healthy relationships through 264 classroom presentations. 377+ children, youth, and parents were touched through school-based 1-1 advocacy and support groups, on-site groups at Lino Lakes Juvenile Correctional Facilities, and summer programming.

A Mentor. 5,550+ community members increased their awareness and knowledge through 103 in-person or virtual community education presentations, professional trainings, and community events.

A Promise. 46 older adult victims of abuse, neglect, and financial exploitation received participant-centered advocacy services specifically for adults 50+ through our Elder Abuse Services.

A Helping Hand. 385+ volunteers contributed 7,211+ hours of their time and talent to our programs; equal to 5 full-time employees and a value of over \$248,572.

Across all of our programs, Alexandra House impacted the lives of over 16,000 people.



2023 Highlights



4%
from 2022

Legal Advocacy


583 referrals from local law enforcement as a result of the Lethality Assessment Program were received, of those 505 victims were screened as high-risk and were connected to an advocate from the scene of the incident.



19%
from 2022

Emergency Shelter

The average shelter stay is now 19 days. The lack of obtaining safe, affordable housing has had a direct impact on how long a survivor stay in shelter.



24%
from 2022

Hospital Based Advocacy


187 victims of sexual and domestic violence received crisis intervention, safety planning, and support at local hospitals and clinics.



38%
from 2022

Housing & Supportive Services

73 families received personal ongoing support services and housing and financial assistance through our Rapid Rehousing and Parent Support Outreach Program.



63%
from 2022

Community Education

5,550+ community members increased their awareness and knowledge through 103 in-person or virtual community education presentations, professional trainings, and community events.



50%
from 2022

Youth Services

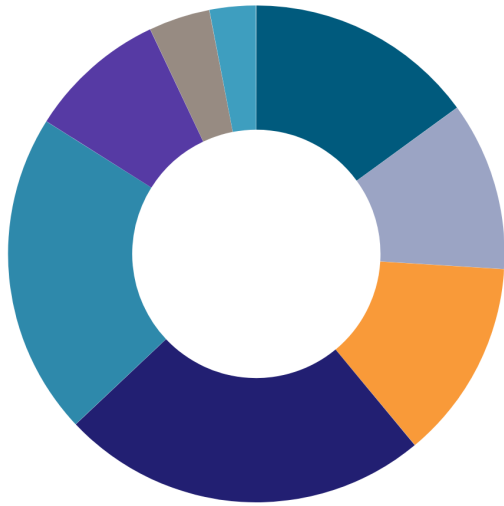
375+ children, youth, and parents were touched through school-based 1-1 advocacy and support groups.



Who We Serve

January 1 - December 31, 2023

Individuals Served by Age and Gender



- 0-12 (15%)
- 13-17 (11%)
- 18-24 (13%)
- 25-34 (24%)
- 35-44 (21%)
- 45-54 (9%)
- 55-64 (4%)
- 65+ (2%)
- Unreported (0.03%)



93% of adults served identified as female



5% of adults served identified as male



57% of children & youth served identified as female



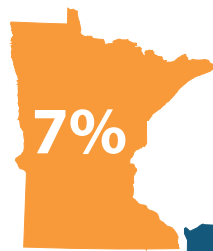
41% of children & youth served identified as male

4% of the adults and youth identified as transgender, non-binary/non-conforming, other, or chose not to identify.

Individuals Served by Ethnicity and County

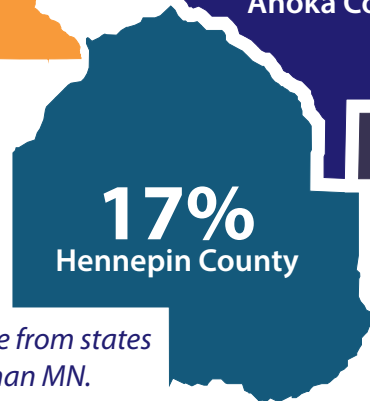


- Native American (2%)
- Asian/Pacific Islander (3%)
- Other Race (2%)
- Hispanic/Latino (2%)
- Unreported (3%)
- Multiracial (10%)
- Multiracial/Hispanic Latino (9%)
- African American/Black (26%)
- White (44%)



7%

66%
Anoka County



17%
Hennepin County



8%
Ramsey County

2% were from states other than MN.

Alexandra House is committed to providing services that are comprehensive, victim-centered, and culturally relevant. Interpreter services are available through our 24-hour help line and for our ongoing participants. Written materials about our services are available in Spanish, Arabic, Hmong, and Somali. We serve individuals of all genders in all of our programs. All services are provided free, confidentially, and regardless of immigration status.